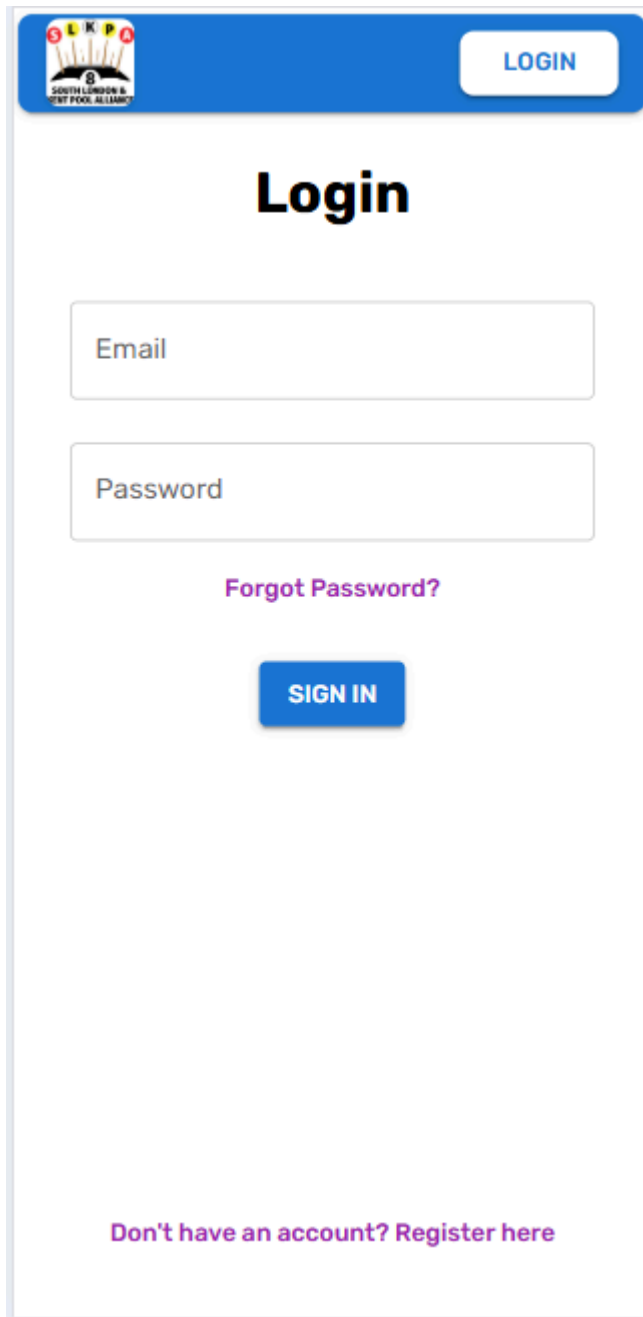


SLKPA Match App

Address of the app is :- Use your mobile/computer/laptop.

<https://app.slkpa.com>

Which should bring you to this screen



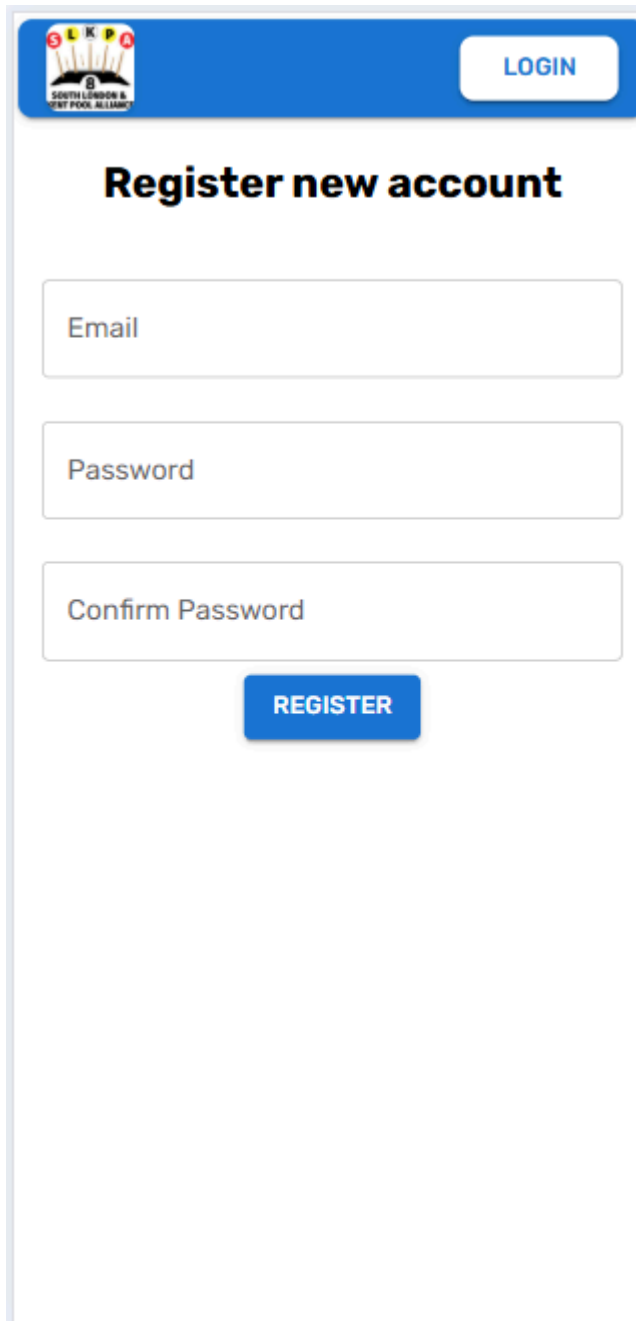
The image shows the login screen of the SLKPA Match App. At the top, there is a blue header bar. On the left side of the header is the SLKPA logo, which consists of the letters 'S', 'L', 'K', 'P', 'A' in a stylized font above a soccer ball. On the right side of the header is a white button with the text 'LOGIN' in blue. Below the header, the word 'Login' is displayed in a large, bold, black font. Underneath 'Login' are two input fields: the first is labeled 'Email' and the second is labeled 'Password'. Below the password field is a link that says 'Forgot Password?' in purple text. Further down is a blue button with the text 'SIGN IN' in white. At the bottom of the screen, there is a link that says 'Don't have an account? Register here' in purple text.

To first use the app you need to register as a SLKPA player

You need to click the

[Don't have an account? Register here](#)


The following screen will appear



The screenshot shows a web interface for registering a new account. At the top, there is a blue header bar. On the left of the header is a logo for the 'S L K P A' (South London & West Kent Pool Alliance) featuring a stylized sun and the text 'SOUTH LONDON & WEST KENT POOL ALLIANCE'. On the right of the header is a white button with the text 'LOGIN'. Below the header, the main heading is 'Register new account' in bold black text. There are three input fields: 'Email', 'Password', and 'Confirm Password'. Below these fields is a blue button with the text 'REGISTER'.

Enter your email and then a new password., Please don't use one that you have used before!

The following screen will appear to complete your details



LOGIN

Complete Your Profile

To access your account, please provide your SLKPA membership details.

Signed in as: mopster@gmail.com • [Sign Out](#)

Member Number *

First Name *

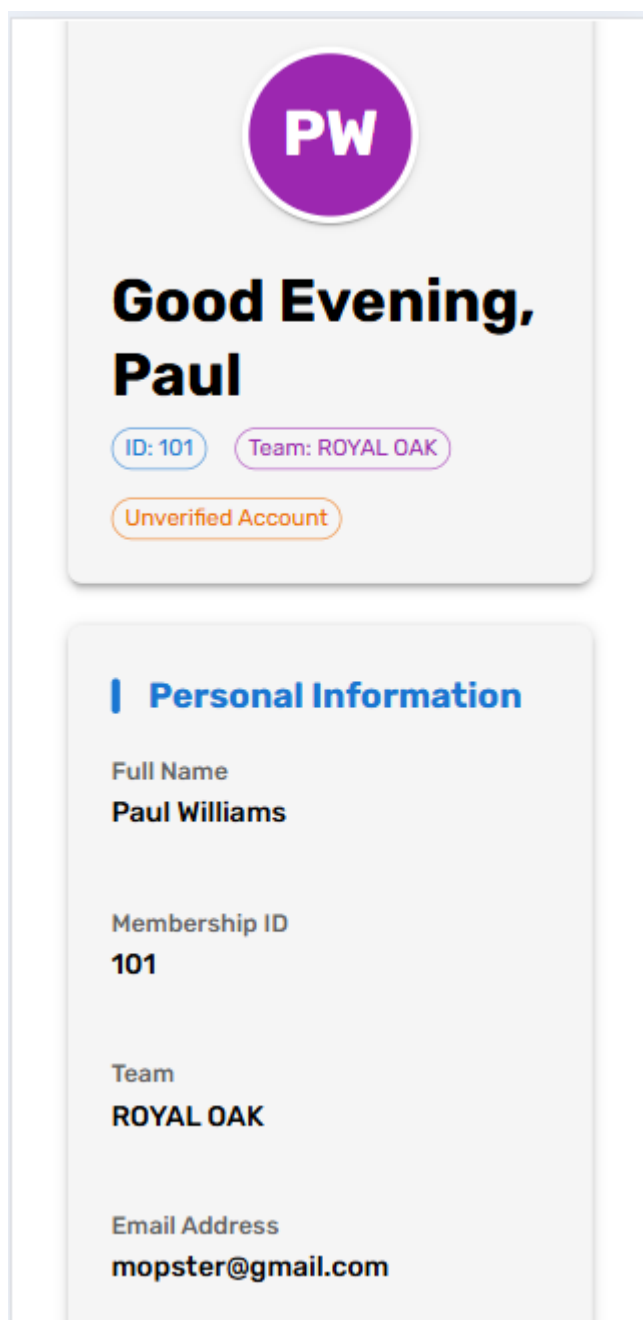
Surname *

COMPLETE PROFILE
SETUP



Fill in your SLKPA reg number and name

If unsure of these go to SLKPA website

Once completed. A screen will confirm you have been registered



Your register will need to be verified by SLKPA. This may take 24 hours. You should get an email like the following

Welcome to SLKPA Online Scoring System  



app@slkpa.com
to me

Welcome to the SLKPA Online Scoring System

Dear Paul Williams,

We are excited to welcome you to the SLKPA online scoring system. You can now easily input your match scores online, eliminating the need for paper sheets.



Your registered email is: mopster@gmail.com


Please note that your account needs to be approved by an admin before you can start using the app. You will receive a notification once your account is approved.

Once you have been verified you will get an email.

Open link in email or go back to app.slkpa.com to login with use name and password you set.

This should then open a page like





Good Evening, Paul

ID: 101Team: ROYAL OAK

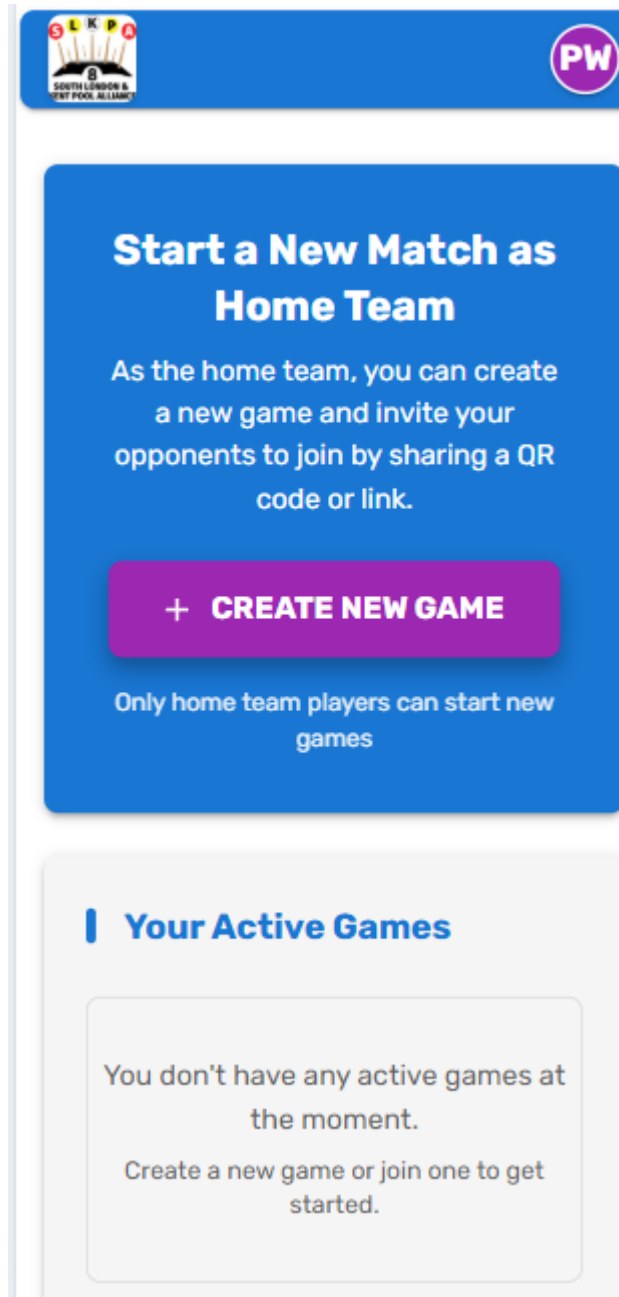
Verified Account

Personal Information

Full Name
Paul Williams

Now click on the SLKPA icon top left and you will get to the main screen page. You are now signed in and registered

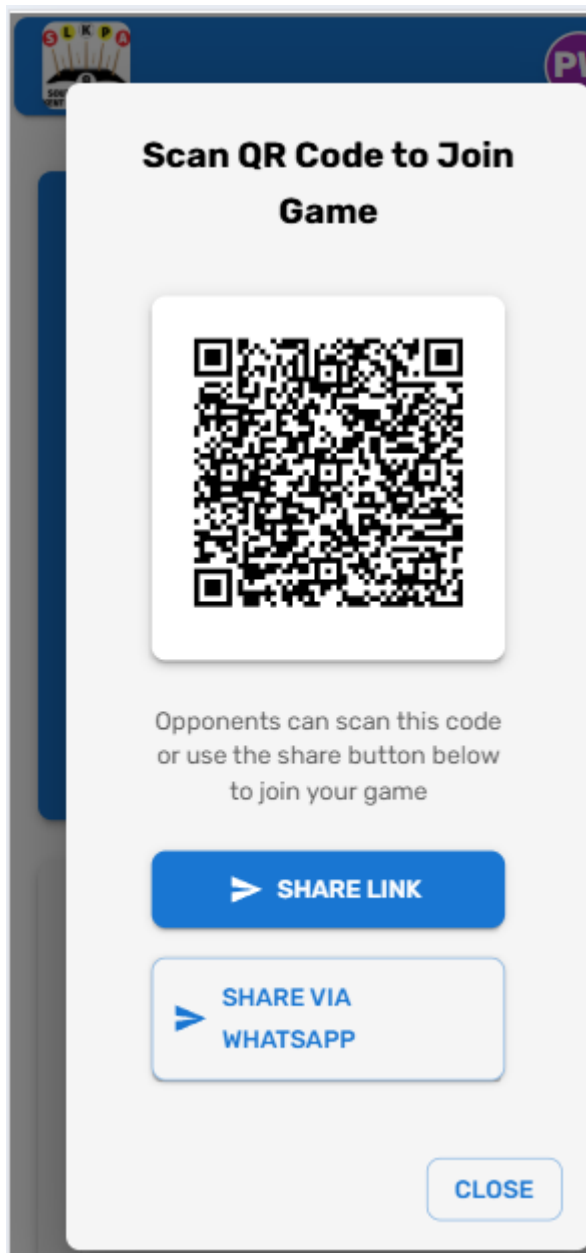
Page should look like this



You are ready to start a game. A player on the opponents team will also have to go through this login and registration process to allow you both to play a game..

Once you have both done this. The **home team player** will start a game by pressing the New Game button.

This will create a QR code on the screen. Like this





Your opponent will need to scan this (with whatever QR scan code app the phone has). They will need to go to the link it reveals

As soon as the link is clicked.. This should take both mobiles to the game page

There is an option to send this start code to someone via WhatsApp or another app as well.

Once you opponent clicks the link and is logged in the game will start. The screen will change to this



Match Score


Royal Oak		Rugrats
0	Sets	0
0	Frames	0

Match Details


Player Selection

Select players for Royal Oak for Set 1


Player 1



Player 2 (Player to break)



Player 3



This is where you submit the players. The drop down will have the current team players to pick from

Player Selection

Select players for Royal Oak for Set
1

Player 1



Paul Williams



Player 2 (Player to break)



Dave Pearce



Player 3



Paul Clements



Player 4 (Player to break)



Joe Hills



Player 5



John Cochrane



SUBMIT PLAYERS

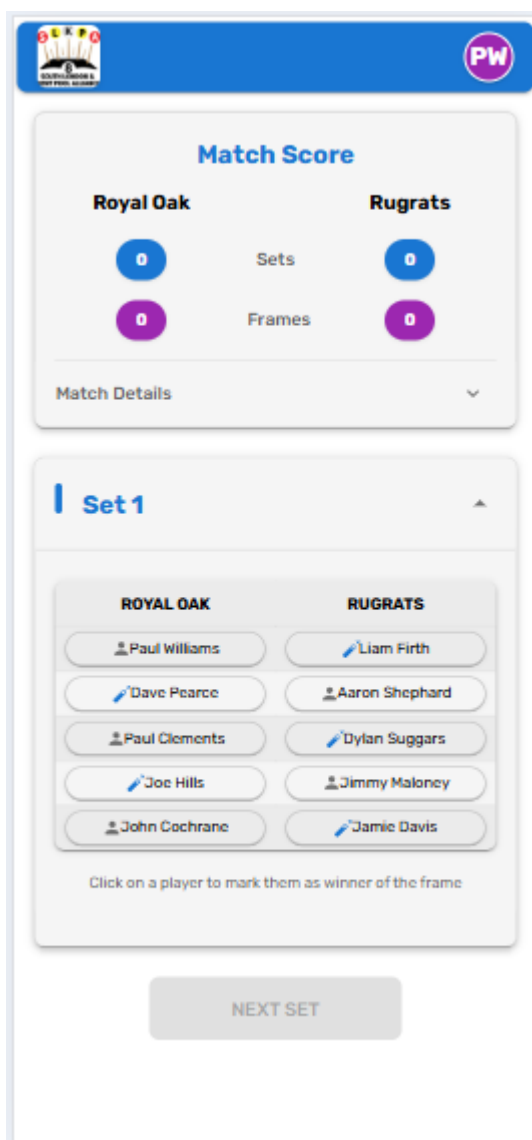
You must select at least 3 players before
submitting

Once players are picked hit submit button

The first team to submit will get the following wait message..



Once the opposing team submits as well. Both screens will change to the score page



Either team can enter a winner for each frame and the score/winners will update for both..
Just click on the player who wins..

PW

Match Score

Royal Oak		Rugrats
0	Sets	1
2	Frames	3

Match Details

Set 1

ROYAL OAK	RUGRATS
Paul Williams	Liam Firth
Dave Pearce	Aaron Shephard
Paul Clements	Dylan Suggars
Joe Hills	Jimmy Maloney
John Cochrane	Jamie Davis

Click on a player to mark them as winner of the frame

NEXT SET

Once a set is done, hit the next set. button1 This will then go back to the player input screen. This time for set 2

Match Score

Royal Oak	Sets	Rugrats
0		1
2	Frames	3

Match Details ▼

Player Selection

Select players for Royal Oak for Set 2

Player 6 (Player to break) ▼

Player 7 ▼

Player 8 (Player to break) ▼

Player 9 ▼

Player 10 (Player to break) ▼

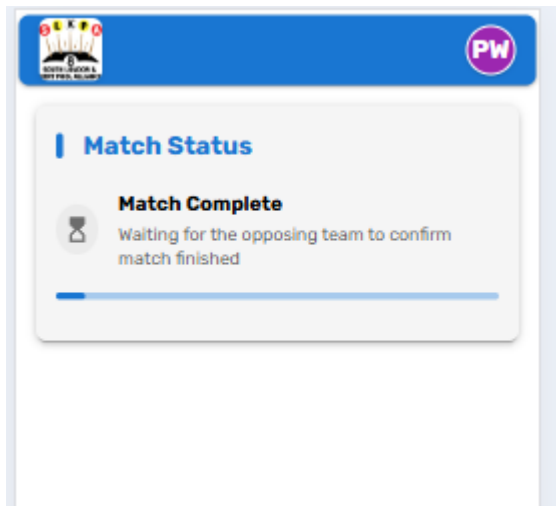
Green button at the bottom.

Set 2 the same process and then set 3..

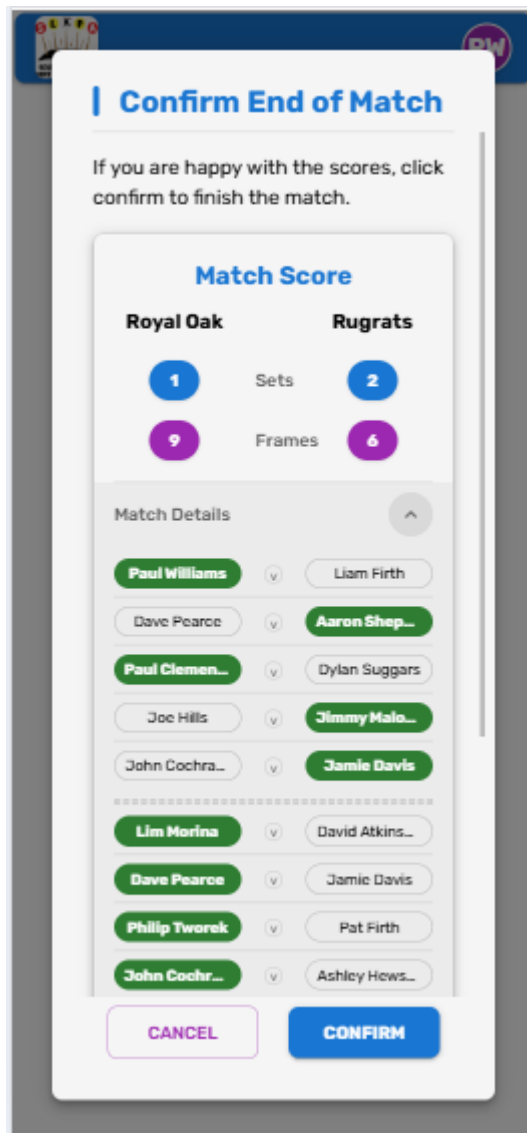
Set 3 you will get a Finish game button..

Once all games have been played , hit the finish button

Once all is done. Press finish. The first team will hitting finish will get a waiting screen for the other team to confirm result



Confirmation screen



Hit confirm to finish the match, cancel will put both teams back to score input page on set 3

This will lead both teams to get the following screen

Match Score

Royal Oak		Rugrats
1	Sets	2
9	Frames	6

Match Details

Match Complete

ROYAL OAK vs RUGRATS

Match Complete

Final Score: 1-2 sets (9-6 frames)

Match Report

Enter your match report information

You will get an email of the result. And the match will be sent to SLKPA automatically

You can also enter a match report information in the edit box and hit submit. This will get sent to SLKPA team so they can add to NewShopper report